



# 2010-2011 GMT Reports for District (or Undistricted) **District 13 E**

GMT: **STEVEN D SHERER**

Location: **OHIO**

GMT CA: **1**

## CLUBS

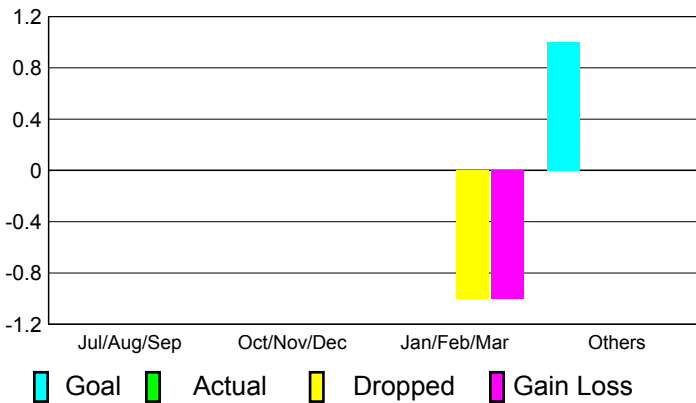
**Club Results  
2010-2011**

**Clubs  
2009-2010**

Month	New Club Goal	Actual New Clubs	Actual Dropped Clubs	Gain/Loss of Clubs	Gain/Loss of Clubs
Jul/Aug/Sep	0	0	0	0	0
Oct/Nov/Dec	0	0	0	0	0
Jan/Feb/Mar	0	0	-1	-1	0
Apr/May/Jun	1	0	0	0	0
<b>Totals</b>	<b>1</b>	<b>0</b>	<b>-1</b>	<b>-1</b>	<b>0</b>

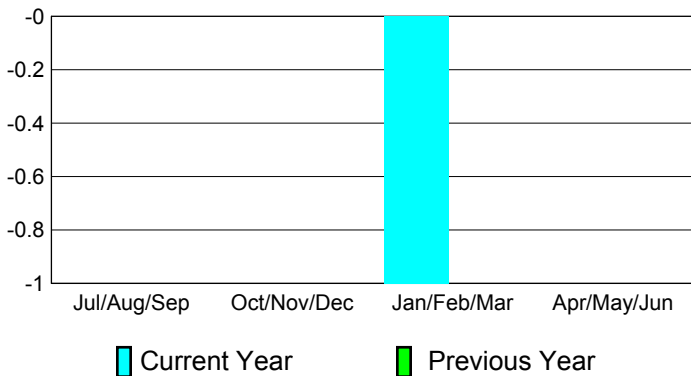
### Club Results 2010-2011

Goal, New, Dropped, Gain/Loss




### Comparison of Club Gain/Loss

Current Year Compared to the Previous Year



### YTD Status Quo Clubs 2010-2011

Status Quo Clubs Compared to Status Quo Members



## MEMBERSHIP

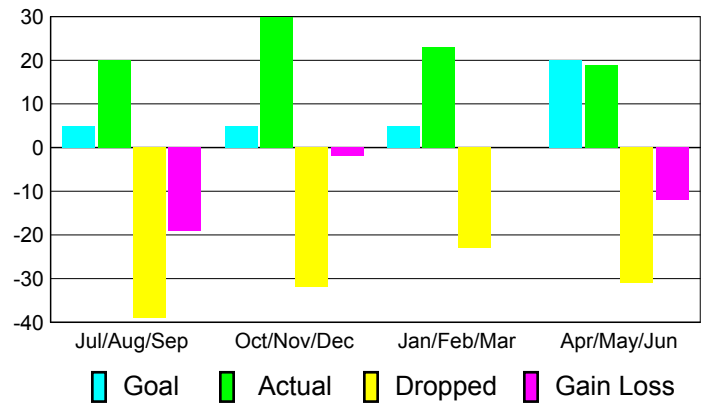
**Membership Results  
2010-2011**

**Membership  
2009-2010**

Month	Net Memb Goal	Actual New Memb	Actual Dropped Memb	Gain/Loss of Memb	Gain/Loss of Memb
Jul/Aug/Sep	5	20	-39	-19	-18
Oct/Nov/Dec	5	30	-32	-2	-3
Jan/Feb/Mar	5	23	-23	0	21
Apr/May/Jun	20	19	-31	-12	12
<b>Totals</b>	<b>35</b>	<b>92</b>	<b>-125</b>	<b>-33</b>	<b>12</b>

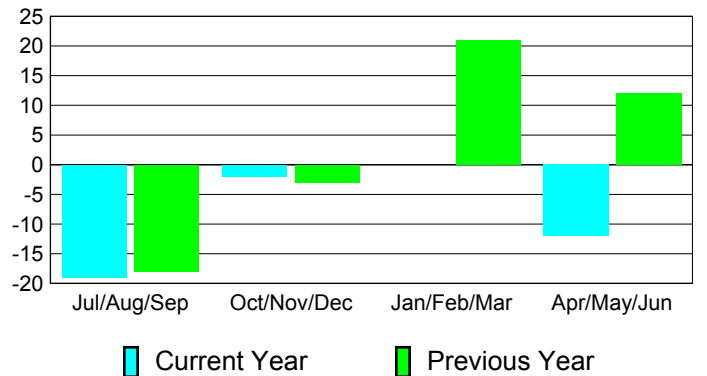
### Membership Results 2010-2011

Goal, New, Dropped, Gain/Loss

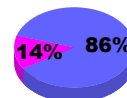


### Comparison of Membership Gain/Loss

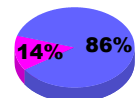
Current Year Compared to the Previous Year



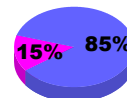
### Gender Comparison 2010-2011



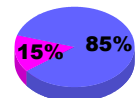
Jul/Aug/Sep



Oct/Nov/Dec



Jan/Feb/Mar



Apr/May/Jun

Male

Female